

Content adapted with permission from Dr Derek Griffin and Professor Peter O'Sullivan.

10 Do's and Don'ts

Managing long-lasting low back problems

Patient Information





Do's

1 Know that your pain is REAL

Long-lasting pain is very complex and often not related to a specific injury or damage. This can lead to people feeling that they have not been believed. Similar to other long-lasting conditions like heart disease or diabetes there are many factors which will influence pain. These include things like your activity levels & fitness, general health, sleep quality, mental wellbeing and social functioning.

Importantly, your pain is real regardless of what factors might be involved.





Do's

2 Stay active

There is no **best exercise** for people with long-lasting low back problems (low back pain and/or low back related leg pain) so choose activities which you enjoy. The important message is that there is no amount of exercise that is too little. While more is better, a little goes a long way! Over time, regular exercise can help to control your pain as well as improve sleep and mental wellbeing. To make activities more social, consider getting involved in community initiatives such as a local walking group or a parkrun.

See our BACKTracks and NHS fitness studio for some practical approaches.






Do's

3 Sit and move in a variety of ways

A variety of postures are healthy for the back. It is safe to relax during everyday tasks such as sitting, bending and lifting with a round back if its tolerated. Common warnings to protect the spine are not evidence-informed and can lead to fear.





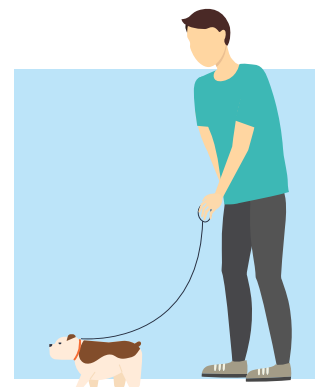
Do's

4 Focus on meaningful life activities

Low back problems can be all consuming. It can be difficult to focus on other things. Rather than simply trying to reduce pain, focus on activities that bring value to your life. This might include things like going for a walk on the beach, playing with grandchildren, going for a meal with a friend or returning to work.

It is important to realise that it is possible to live a meaningful life while still having pain. When we use all our resources to try and get rid of pain we have little left for anything else.

Give yourself priority over your pain.





Do's

5 Maintain your social relationships

Many people with low back problems feel isolated. They stop going out with friends, they are unable to work. Feeling lonely can have a negative effect on your mood, sleep and activity levels and can therefore worsen your pain in the long term. Seek out and nurture relationships that are important to you. Think about joining a group or a class in line with your hobbies. Talk openly with your family, friends and employers about your issues and worries.

You do not need to 'hide' your pain and don't compare yourself to others.



For further information please consult your health professional or visit our website:
www.southtees.nhs.uk/services/back-pain-triage-and-treat/



Don'ts

1 Blame yourself or 'fight' your pain

Pain is not a sign of weakness. Pain can affect people of all ages. It is easy to get trapped in a vicious cycle whereby attempts to 'fight' the pain lead to flare ups. Regular flare ups are associated with lower levels of activity, lower mood, disturbed sleep, frustration and more reliance on medications. A better approach is to reflect on what you can control. Things like your attitude and consistency to exercise over time. By sticking to your plan in a flexible way you can work towards achieving goals in a gradual and steady manner.

Reward yourself for taking positive steps even when they might not always be successful.





Don'ts

2 Assume long-lasting pain always means damage

Think of spraining your ankle – the pain is helpful in the short term so you don't jump or run on it too soon and worsen the injury. Given sufficient time and a graded approach to movement, tissues heal and pain resolves. Issues arise when pain persists beyond the expected tissue healing time. Your body can protect you from certain movements or activities even when the tissues of your low back (muscles, ligaments, joints) no longer require it.

Understanding that you can be sore but safe to move is empowering and can help reduce fear and pain intensity in the long term.





Don'ts

3 Rush or panic if you flare up

Peoples journey with pain is often full of ups and downs.

People typically describe these as '**good**' and '**bad**' days. This is quite normal. Rather than seeing pain flare ups as a setback, they are often a useful time to reflect on situations and identify potential 'triggers' – did you have a bad night's sleep?, perhaps you did more activity than usual?, was work especially stressful? The point is that flare ups can be seen as a learning opportunity.

It is important to develop an array of approaches (often with a health professional) to help manage flare ups. These may include things like activity management, improving sleep and relaxation. Discussions around acceptance may be helpful for some.





Don'ts

4 Believe everything you hear or read

When people are in pain, it is very understandable that they will 'try anything'. On a daily basis we hear many claims in the media and on the internet about the best treatments for people with pain. Often these claims are not backed up by any research evidence and instead rely on "testimonials". At best, some of these untested treatments will be a waste of money; at worst, they may be harmful depending on the type of treatment offered. Usually, there is no simple solution for a complex problem so be wary of anyone offering a quick fix.



Discuss your options with a health professional who is familiar with the best evidence on how to help people with low back problems. This will help avoid unnecessary or potentially wasteful treatments that ultimately hamper your recovery.



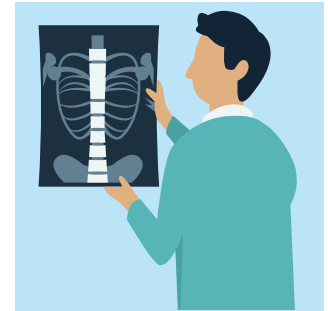
Don'ts

5 Rely on scans to tell the whole story

Scans such as X-rays, MRIs or CTs are useful in a small number of people. They are especially helpful when we suspect a person's low back problem is due to a serious medical condition or for surgical planning. Thankfully, these conditions are rare and an assessment with your specialist or physiotherapist will help determine if you require a scan.

For the majority of people, scans are often unnecessary and do not influence treatment plans. These days, scans are so detailed that they show lots of changes even in people without pain. For example, 40% of people over the age of 30 and 50% of people over the age of 40 have lumbar spine disc bulges on MRI. So, it's important that we don't always assume that what we see on the scan is relevant for that individual. It often isn't as scary as it sounds.

For further information please consult your health professional or visit our website: www.southtees.nhs.uk/services/back-pain-triage-and-treat/



For further information please consult your health professional or visit our website:

www.southtees.nhs.uk/services/back-pain-triage-and-treat/

Contact us

For further information please contact the Low Back Pain Triage and Treat Service:

Email: spinaltriageandtreat@nhs.net

Telephone: 01642 944703

Available: Monday to Friday 8.30am to 4.30pm (excluding bank holidays)

The James Cook University Hospital
Marton Road, Middlesbrough, TS4 3BW. Switchboard: 01642 850850

Version 2 - Issue Date: June 2024 Revision Date: June 2027